



# अमृत महा आवास अभियान २०२२-२३

दैनिक प्रगती अहवाल : ०१.०६.२०२३

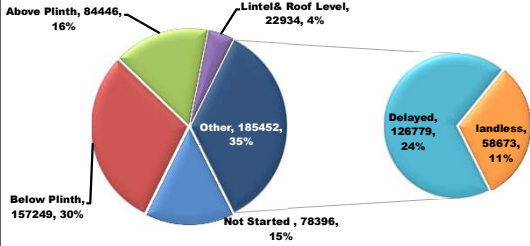
प्रधानमंत्री आवास योजना ग्रामीण – मंजूरी, पूर्ण घरकुले, हप्ते वितरण, भूमिहीन, आर्थिकदृष्ट्या अपुर्ण  
राज्य पुरस्कृत ग्रामीण आवास योजना – मंजूरी, पूर्ण घरकुले, हप्ते वितरण, आर्थिकदृष्ट्या अपुर्ण

योजना	एकूण मंजूरी	दैनिक मंजूरी	एकूण पूर्ण	दैनिक पूर्ण घरकुले	दैनिक पहिला हप्ता वितरित	दैनिक दुसरा हप्ता वितरित	दैनिक तिसरा हप्ता वितरित
प्रधानमंत्री आवास योजना ग्रामीण	१४०८७९८	०	१०६६२१०	७१०	५९२	२५११	३५३१
राज्य योजना	५७२३४१	५५२	४१२१६०	४५०	९८१	१०२१	११२६
एकूण	१९८११३९	५५२	१४७८३७०	११६०	१५७३	३५३२	४६५७

PMAY-G Completion Progress Bar

75.7%

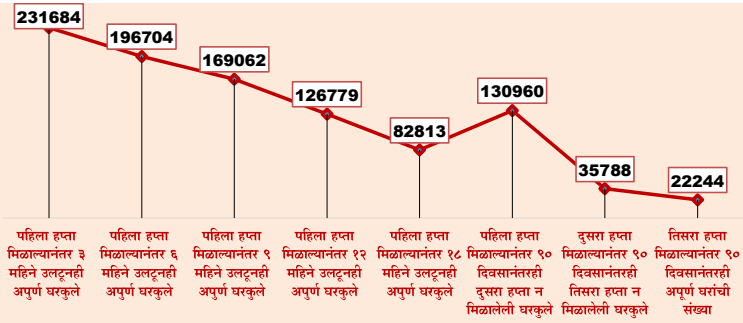
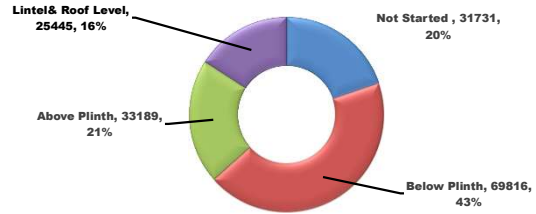
PMAY-G: Incomplete Houses bifurcation



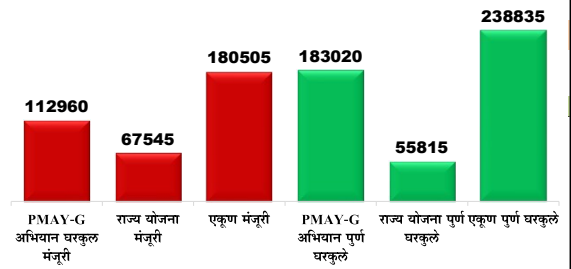
State Schemes Progress Bar

72.0%

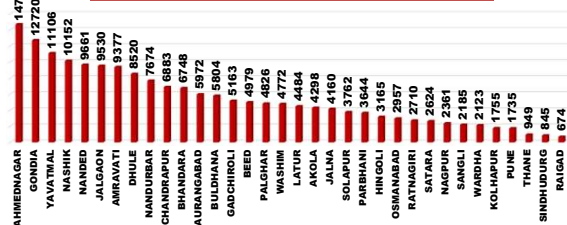
State Schemes: Incomplete Houses bifurcation



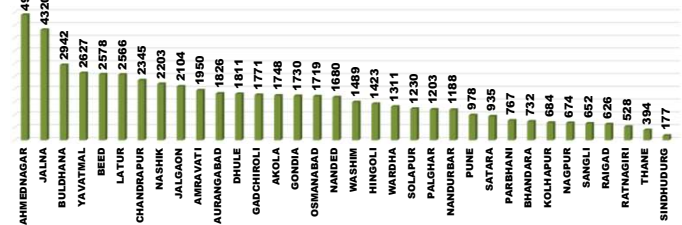
Abhiyan Achievement Day 193



PMAY-G : House completion ( Abhiyan Achievement)



State Schemes : House completion ( Abhiyan Achievement)

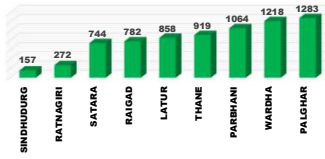


राज्य व्यवस्थापन कक्ष- ग्रामीण गृहनिर्माण

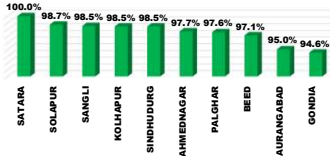
४ था मजला, दक्षिण कक्ष, सिडको भवन, सीबीडी बेलापूर, नवी मुंबई - ४०० ६१४.

# Top and Bottom Ten Districts

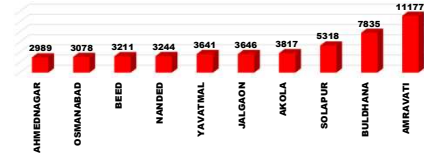
PMAY-G Delayed Houses TOP 10 Dist.



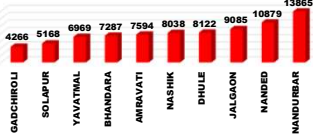
State Schemes Sanction TOP 10 Dist.



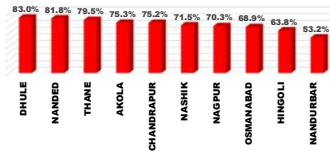
PMAY-G Remaining 1st Installments Bottom 10 Dist.



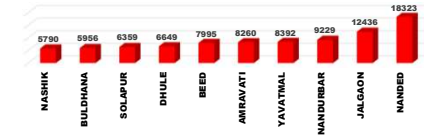
PMAY-G Delayed Houses Bottom 10 Dist.



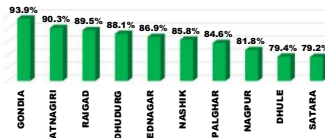
State Schemes Sanction Bottom 10 Dist.



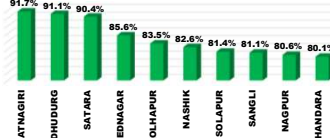
PMAY-G Remaining 2nd Installments Bottom 10 Dist.



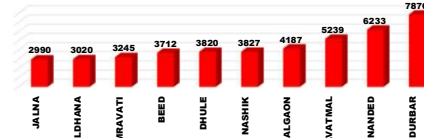
PMAY-G Completion TOP 10 Dist.



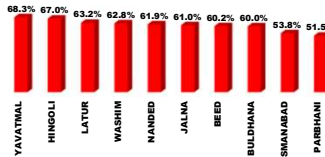
State Schemes Completion TOP 10 Dist.



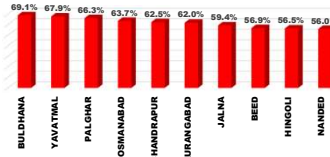
PMAY-G Remaining 3rd Installments Bottom 10 Dist.



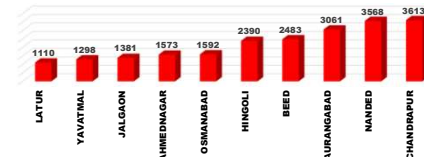
PMAY-G Completion Bottom 10 Dist.



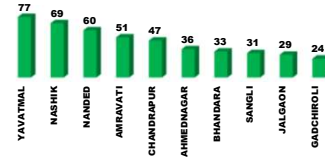
State Schemes Completion Bottom 10 Dist.



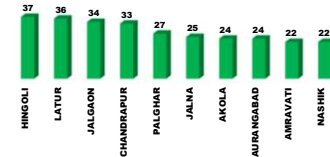
State Schemes Remaining 1st Installments Bottom 10 Dist.



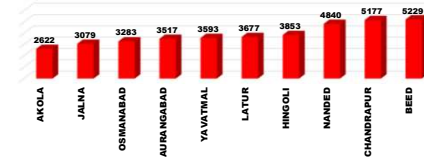
PMAY-G Daily Completion Top 10 Dist.



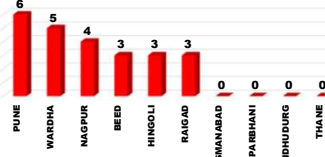
State Schemes Daily Completion Top 10 Dist.



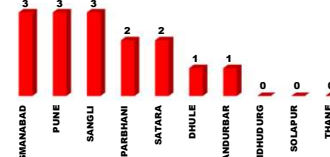
State Schemes Remaining 2nd Installments Bottom 10 Dist.



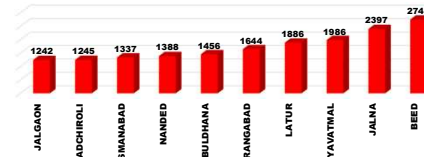
PMAY-G Daily Completion Bottom 10 Dist.



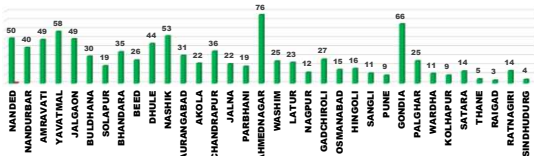
State Schemes Daily Completion Bottom 10 Dist.



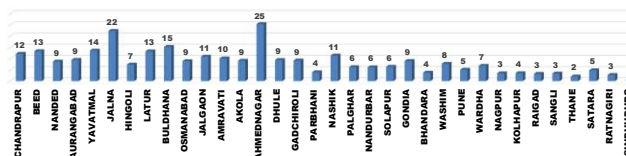
State Schemes Remaining 3rd Installments Bottom 10 Dist.



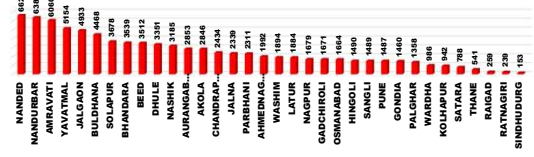
PMAY-G : Current Pace of Completion Per Day (Abhiyan)



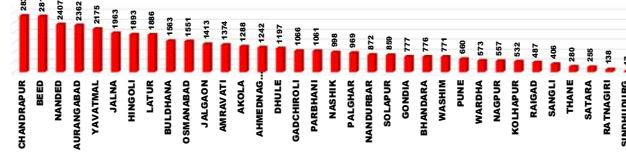
State Schemes : Current Pace of Completion Per Day (Abhiyan)



PMAY-G Required Pace of Completion Per Day



State Schemes Required Pace of Completion Per Day



प्रधानमंत्री आवास योजना ग्रामीण - मंजूरी (PWL+Awaas Plus)

Sr. No.	Division	Target (PWL+Awaas Plus)	31.05.2023	01.06.2023	Daily_Achievement	Remaining
1	NASHIK DIV.	414868	413490	413487	0	1381
2	AMRAVATI DIV.	274734	274210	274201	0	533
3	AURANGABAD DIV.	237996	237285	237285	0	711
4	NAGPUR DIV.	291888	291202	291202	0	686
5	KONKAN DIV.	69871	69611	69611	0	260
6	PUNE DIV.	124135	123026	123012	0	1123
<b>Total</b>		<b>1413492</b>	<b>1408824</b>	<b>1408798</b>	<b>0</b>	<b>4694</b>

Sr. No.	District	Target (PWL+Awaas Plus)	31.05.2023	01.06.2023	Daily_Achievement	Remaining
1	AKOLA	48792	48778	48778	0	14
2	AMRAVATI	95496	95242	95242	0	254
3	AURANGABAD	36740	36514	36514	0	226
4	BEED	35310	35253	35253	0	57
5	BHANDARA	64976	64914	64914	0	62
6	BULDHANA	44741	44696	44696	0	45
7	CHANDRAPUR	43094	42958	42958	0	136
8	DHULE	65009	64917	64917	0	92
9	GADCHIROLI	31707	31615	31615	0	92
10	GONDIA	96493	96138	96138	0	355
11	HINGOLI	18109	18083	18083	0	26
12	JALGAON	79662	79180	79180	0	482
13	JALNA	24038	24023	24023	0	15
14	KOLHAPUR	17636	17585	17585	0	51
15	LATUR	20679	20493	20493	0	186
16	NAGPUR	36985	36970	36970	0	15
17	NANDED	69533	69463	69463	0	70
18	NANDURBAR	119664	118958	118958	0	706
19	NASHIK	89748	89683	89683	0	65
20	OSMANABAD	14499	14394	14394	0	105
21	PALGHAR	35415	35188	35188	0	227
22	PARBHANI	19088	19062	19062	0	26
23	PUNE	20367	20292	20292	0	75
24	RAIGAD	9830	9820	9820	0	10
25	RATNAGIRI	9888	9871	9871	0	17
26	SANGLI	21778	21606	21606	0	172
27	SINDHUDURG	5133	5133	5133	0	0
28	SOLAPUR	49081	48380	48380	0	701
29	THANE	9605	9599	9599	0	6
30	WARDHA	18633	18607	18607	0	26
31	WASHIM	20384	20355	20355	0	29
32	AHMEDNAGAR	60785	60752	60749	-3	36
33	YAVATMAL	65321	65139	65130	-9	191
34	SATARA	15273	15163	15149	-14	124
<b>Total</b>		<b>1413492</b>	<b>1408824</b>	<b>1408798</b>	<b>0</b>	<b>4694</b>

Remaining Sanction RANK

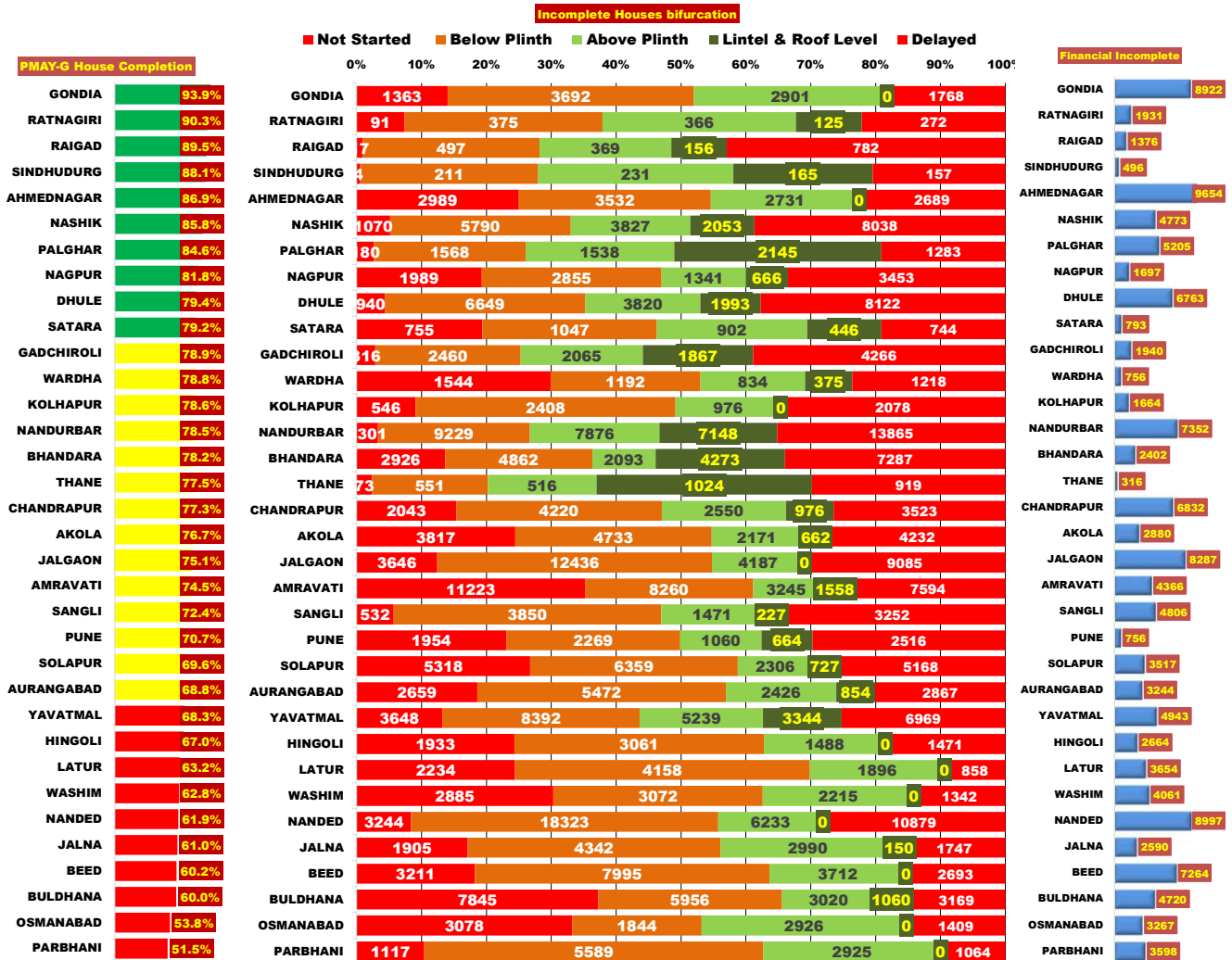
SINDHUDURG	0
THANE	6
RAIGAD	10
AKOLA	14
JALNA	15
NAGPUR	15
RATNAGIRI	17
HINGOLI	26
PARBHANI	26
WARDHA	26
WASHIM	29
AHMEDNAGAR	36
BULDHANA	45
KOLHAPUR	51
BEED	57
BHANDARA	62
NASHIK	65
NANDED	70
PUNE	75
DHULE	92
GADCHIROLI	92
OSMANABAD	105
SATARA	124
CHANDRAPUR	136
SANGLI	172
LATUR	186
YAVATMAL	191
AURANGABAD	226
PALGHAR	227
AMRAVATI	254
GONDIA	355
JALGAON	482
SOLAPUR	701
NANDURBAR	706

प्रधानमंत्री आवास योजना - ग्रामीण : भूमिहीन लाभार्थी अहवाल

Sr. No.	District	Google Sheet Report			AwaasSoft Report			
		Total Landless	Provided land	Remaining	Landless beneficiaries tagged in AwaasSoft	Landless beneficiaries provided land	Remaining Landless	Remaining Tag (provided land)
1	DHULE	18	18	0	18	18	0	0
2	GADCHIROLI	8	8	0	8	8	0	0
3	NANDURBAR	0	0	0	0	0	0	0
4	PALGHAR	11	9	2	11	11	0	-2
5	RAIGAD	6	6	0	6	6	0	0
6	RATNAGIRI	23	23	0	23	23	0	0
7	SINDHUDURG	420	420	0	420	420	0	0
8	KOLHAPUR	257	238	19	257	227	30	11
9	THANE	127	69	58	127	60	67	9
10	NANDED	362	319	43	362	242	120	77
11	GONDIA	2450	2450	0	2450	2327	123	123
12	BEED	212	125	87	212	72	140	53
13	SANGLI	430	198	232	410	144	266	54
14	PARBHANI	331	63	268	331	54	277	9
15	SATARA	1304	659	645	1247	630	617	29
16	NASHIK	1802	1324	478	1803	1072	731	252
17	HINGOLI	1713	795	918	1713	466	1247	329
18	CHANDRAPUR	2769	1221	1548	2750	1486	1264	-265
19	JALNA	1381	406	975	1374	85	1289	321
20	WARDHA	2803	1669	1134	2829	1347	1482	322
21	NAGPUR	5088	3624	1464	5020	3456	1564	168
22	LATUR	2299	1121	1178	2310	477	1833	644
23	PUNE	2924	1602	1322	2781	880	1901	722
24	JALGAON	22928	20121	2807	22868	20935	1933	-814
25	YAVATMAL	3612	1450	2162	3663	1290	2373	160
26	BHANDARA	5675	3543	2132	5666	3266	2400	277
27	OSMANABAD	2470	287	2183	2469	56	2413	231
28	WASHIM	3457	1398	2059	3436	865	2571	533
29	AURANGABAD	3297	1733	1564	3290	288	3002	1445
30	AHMEDNAGAR	7756	4183	3573	7754	4453	3301	-270
31	AKOLA	7072	3935	3137	7367	3942	3425	-7
32	SOLAPUR	7297	3684	3613	7223	1408	5815	2276
33	BULDHANA	15191	8938	6253	15601	7989	7612	949
34	AMRAVATI	21529	12817	8712	21539	11392	10147	1425
	<b>Total</b>	<b>127022</b>	<b>78456</b>	<b>48566</b>	<b>127338</b>	<b>69395</b>	<b>57943</b>	<b>10419</b>

## प्रधानमंत्री आवास योजना ग्रामीण - पूर्ण घरकूले

Sr. No.	Division	Sanction	31.05.2023	01.06.2023	Daily Achievement	Remaining	Avg. Completed Per Day From 20.11.22 to Today	To be Completed in Per Day till 05.06.23
1	AMRAVATI DIV.	274201	192342	192514	172	81687	183	20422
2	NASHIK DIV.	413487	333927	334092	165	79395	262	19849
3	NAGPUR DIV.	291202	244000	244126	126	47076	187	11769
4	AURANGABAD DIV.	237285	146471	146583	112	90702	202	22676
5	PUNE DIV.	123012	89393	89483	90	33529	62	8382
6	KONKAN DIV.	69611	59367	59412	45	10199	52	2550
<b>Total</b>		<b>1408798</b>	<b>1065500</b>	<b>1066210</b>	<b>710</b>	<b>342588</b>	<b>948</b>	<b>85647</b>



प्रधानमंत्री आवास योजना ग्रामीण - पूर्ण घरकूले

Sr. No.	District	Sanction	31.05.2023	01.06.2023	Daily Achievement	Remaining	Avg. Completed Per Day From 20.11.22 to Today	To be Completed in Per Day till 05.06.23
1	YAVATMAL	65130	44437	44514	77	20616	58	5154
2	NASHIK	89683	76874	76943	69	12740	53	3185
3	NANDED	69463	42911	42971	60	26492	50	6623
4	AMRAVATI	95242	70951	71002	51	24240	49	6060
5	CHANDRAPUR	42958	33175	33222	47	9736	36	2434
6	AHMEDNAGAR	60749	52746	52782	36	7967	76	1992
7	BHANDARA	64914	50727	50760	33	14154	35	3539
8	SANGLI	21606	15621	15652	31	5954	11	1489
9	JALGAON	79180	59419	59448	29	19732	49	4933
10	GADCHIROLI	31615	24906	24930	24	6685	27	1671
11	RATNAGIRI	9871	8891	8914	23	957	14	239
12	NANDURBAR	118958	93382	93404	22	25554	40	6389
13	WASHIM	20355	12757	12778	21	7577	25	1894
14	KOLHAPUR	17585	13797	13817	20	3768	9	942
15	SOLAPUR	48380	33650	33670	20	14710	19	3678
16	AURANGABAD	36514	25085	25104	19	11410	31	2853
17	PALGHAR	35188	29738	29757	19	5431	25	1358
18	BULDHANA	44696	26809	26825	16	17871	30	4468
19	LATUR	20493	12944	12958	14	7535	23	1884
20	GONDIA	96138	90285	90298	13	5840	66	1460
21	JALNA	24023	14653	14666	13	9357	22	2339
22	SATARA	15149	11986	11999	13	3150	14	788
23	DHULE	64917	51506	51515	9	13402	44	3351
24	AKOLA	48778	37388	37395	7	11383	22	2846
25	PUNE	20292	14339	14345	6	5947	9	1487
26	WARDHA	18607	14657	14662	5	3945	11	986
27	NAGPUR	36970	30250	30254	4	6716	12	1679
28	BEED	35253	21204	21207	3	14046	26	3512
29	HINGOLI	18083	12120	12123	3	5960	16	1490
30	RAIGAD	9820	8781	8784	3	1036	3	259
31	OSMANABAD	14394	7737	7737	0	6657	15	1664
32	PARBHANI	19062	9817	9817	0	9245	19	2311
33	SINDHUDURG	5133	4522	4522	0	611	4	153
34	THANE	9599	7435	7435	0	2164	5	541
<b>Total</b>		<b>1408798</b>	<b>1065500</b>	<b>1066210</b>	<b>710</b>	<b>342588</b>	<b>948</b>	<b>85647</b>

राज्यपुरस्कृत आवास योजना ग्रामीण - मंजूरी

Sr. No.	Division	Target	31.05.2023	01.06.2023	Daily_Achievement	Remaining
1	AMRAVATI DIV.	110155	95406	95636	230	14519
2	NAGPUR DIV.	118430	97298	97453	155	20977
3	NASHIK DIV.	141552	113029	113156	127	28396
4	AURANGABAD DIV.	200327	170685	170724	39	29603
5	KONKAN DIV.	34744	31985	31985	1	2759
6	PUNE DIV.	65859	63387	63387	0	2472
<b>Total</b>		<b>671067</b>	<b>571790</b>	<b>572341</b>	<b>552</b>	<b>98726</b>

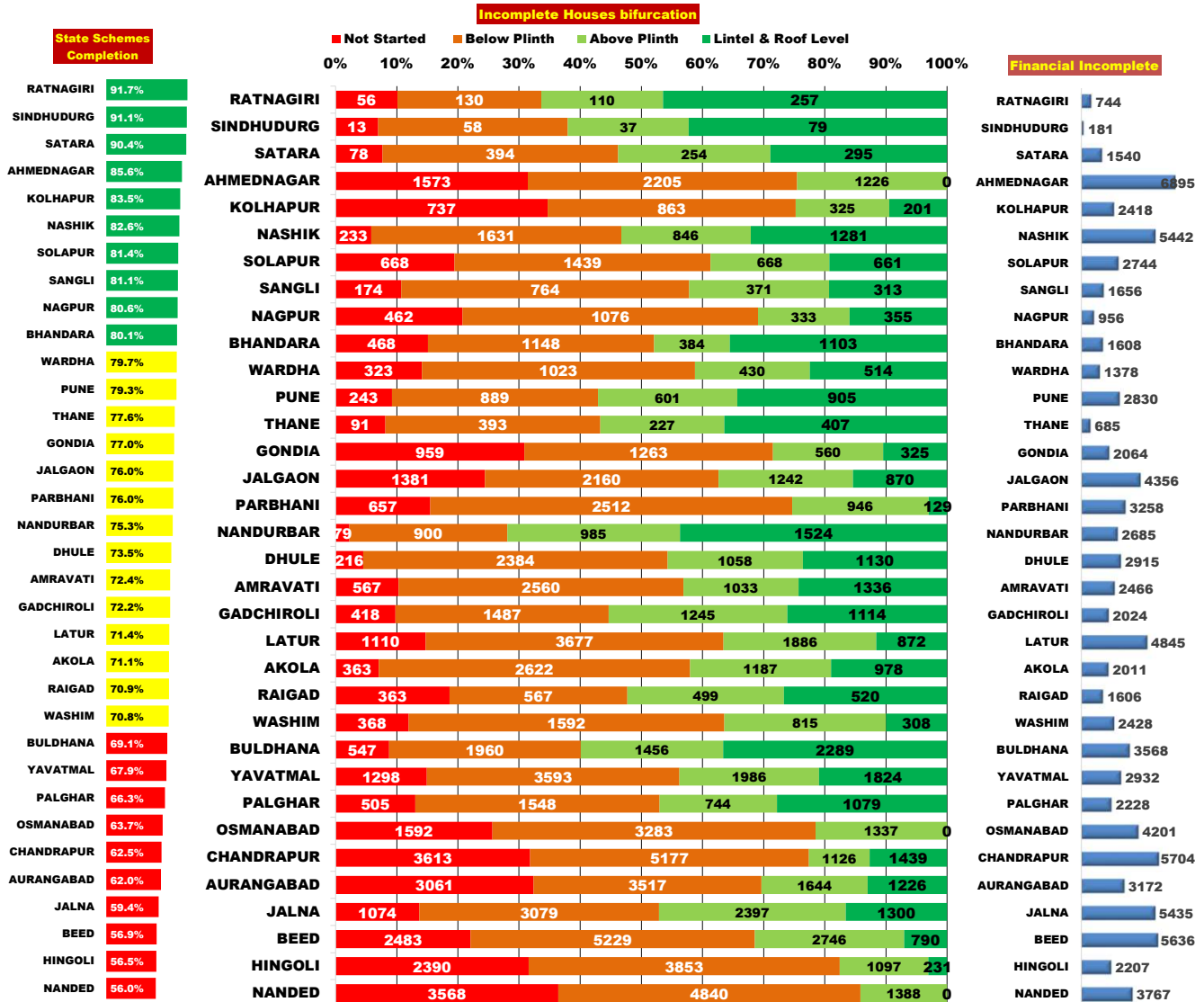
Sr. No.	District	Target	31.05.2023	01.06.2023	Daily_Achievement	Remaining
1	YAVATMAL	30045	26953	27126	173	2919
2	CHANDRAPUR	40285	30156	30305	149	9980
3	JALGAON	25851	23399	23522	123	2329
4	BULDHANA	21702	20163	20220	57	1482
5	BEED	26878	26082	26109	27	769
6	LATUR	28004	26330	26341	11	1663
7	WARDHA	13147	11250	11255	5	1892
8	AHMEDNAGAR	35298	34495	34499	4	799
9	GONDIA	14261	13486	13487	1	774
10	OSMANABAD	24853	17115	17116	1	7737
11	RAIGAD	7418	6694	6695	1	723
12	AKOLA	23681	17832	17832	0	5849
13	AMRAVATI	23224	19907	19907	0	3317
14	AURANGABAD	26141	24847	24847	0	1294
15	BHANDARA	17612	15606	15606	0	2006
16	DHULE	21790	18088	18088	0	3702
17	GADCHIROLI	16834	15344	15344	0	1490
18	HINGOLI	27298	17416	17416	0	9882
19	JALNA	20609	19339	19339	0	1270
20	KOLHAPUR	13090	12889	12889	0	201
21	NAGPUR	16291	11456	11456	0	4835
22	NANDED	26760	21897	21897	0	4863
23	NANDURBAR	26578	14141	14141	0	12437
24	NASHIK	32035	22906	22906	0	9129
25	PALGHAR	11792	11509	11509	0	283
26	PARBHANI	19784	17659	17659	0	2125
27	PUNE	14672	12765	12765	0	1907
28	SANGLI	8732	8604	8604	0	128
29	SATARA	10647	10647	10647	0	0
30	SINDHUDURG	2141	2108	2108	0	33
31	SOLAPUR	18718	18482	18482	0	236
32	THANE	6264	4983	4983	0	1281
33	WASHIM	11503	10551	10551	0	952
34	RATNAGIRI	7129	6691	6690	-1	439
<b>Total</b>		<b>671067</b>	<b>571790</b>	<b>572341</b>	<b>552</b>	<b>98726</b>

Remaining Sanction RANK

SATARA	0
SINDHUDURG	33
SANGLI	128
KOLHAPUR	201
SOLAPUR	236
PALGHAR	283
RATNAGIRI	439
RAIGAD	723
BEED	769
GONDIA	774
AHMEDNAGAR	799
WASHIM	952
JALNA	1270
THANE	1281
AURANGABAD	1294
BULDHANA	1482
GADCHIROLI	1490
LATUR	1663
WARDHA	1892
PUNE	1907
BHANDARA	2006
PARBHANI	2125
JALGAON	2329
YAVATMAL	2919
AMRAVATI	3317
DHULE	3702
NAGPUR	4835
NANDED	4863
AKOLA	5849
OSMANABAD	7737
NASHIK	9129
HINGOLI	9882
CHANDRAPUR	9980
NANDURBAR	12437

## राज्यपुरस्कृत आवास योजना ग्रामीण - पूर्ण घरकूले

Sr. No.	Division	Sanction	31.05.2023	01.06.2023	Daily Achievement	Remaining	Avg. Completed Per Day From 20.11.22 to Today	To be Completed in Per Day till 05.06.23
1	AURANGABAD DIV.	170724	106842	106985	143	63739	87	15935
2	AMRAVATI DIV.	95636	66862	66954	92	28682	56	7171
3	NAGPUR DIV.	97453	71029	71108	79	26345	44	6586
4	NASHIK DIV.	113156	90194	90267	73	22889	63	5722
5	KONKAN DIV.	31985	24264	24302	38	7683	15	1921
6	PUNE DIV.	63387	52519	52544	25	10843	23	2711
<b>Total</b>		<b>572341</b>	<b>411710</b>	<b>412160</b>	<b>450</b>	<b>160181</b>	<b>289</b>	<b>40045</b>





राज्यपुरस्कृत आवास योजना ग्रामीण - पूर्ण घरकूले

Sr. No.	District	Sanction	31.05.2023	01.06.2023	Daily Achievement	Remaining	Avg. Completed Per Day From 20.11.22 to Today	To be Completed in Per Day till 05.06.23
1	HINGOLI	17416	9808	9845	37	7571	7	1893
2	LATUR	26341	18760	18796	36	7545	13	1886
3	JALGAON	23522	17835	17869	34	5653	11	1413
4	CHANDRAPUR	30305	18917	18950	33	11355	12	2839
5	PALGHAR	11509	7606	7633	27	3876	6	969
6	JALNA	19339	11464	11489	25	7850	22	1963
7	AKOLA	17832	12658	12682	24	5150	9	1288
8	AURANGABAD	24847	15375	15399	24	9448	9	2362
9	AMRAVATI	19907	14389	14411	22	5496	10	1374
10	NASHIK	22906	18893	18915	22	3991	11	998
11	YAVATMAL	27126	18404	18425	21	8701	14	2175
12	KOLHAPUR	12889	10746	10763	17	2126	4	532
13	AHMEDNAGAR	34499	29515	29530	15	4969	25	1242
14	BULDHANA	20220	13955	13968	13	6252	15	1563
15	GONDIA	13487	10368	10380	12	3107	9	777
16	NANDED	21897	12257	12269	12	9628	9	2407
17	WASHIM	10551	7456	7468	12	3083	8	771
18	GADCHIROLI	15344	11069	11080	11	4264	9	1066
19	BHANDARA	15606	12493	12503	10	3103	4	776
20	NAGPUR	11456	9221	9230	9	2226	3	557
21	RATNAGIRI	6690	6131	6137	6	553	3	138
22	RAIGAD	6695	4741	4746	5	1949	3	487
23	BEED	26109	14857	14861	4	11248	13	2812
24	WARDHA	11255	8961	8965	4	2290	7	573
25	OSMANABAD	17116	10908	10911	3	6205	9	1551
26	PUNE	12765	10124	10127	3	2638	5	660
27	SANGLI	8604	6979	6982	3	1622	3	406
28	PARBHANI	17659	13413	13415	2	4244	4	1061
29	SATARA	10647	9624	9626	2	1021	5	255
30	DHULE	18088	13299	13300	1	4788	9	1197
31	NANDURBAR	14141	10652	10653	1	3488	6	872
32	SINDHUDURG	2108	1921	1921	0	187	1	47
33	SOLAPUR	18482	15046	15046	0	3436	6	859
34	THANE	4983	3865	3865	0	1118	2	280
<b>Total</b>		<b>572341</b>	<b>411710</b>	<b>412160</b>	<b>450</b>	<b>160181</b>	<b>289</b>	<b>40045</b>

प्रधानमंत्री आवास योजना ग्रामीण - हप्ते वितरण

Sr. No.	Division	1st Installment (Daily Achivement)	1st Installment Remaining	2nd Installment (Daily Achivement)	2nd Installment Remaining	3rd Installment (Daily Achivement)	3rd Installment Remaining
1	AMRAVATI DIV.	184	29352	711	30413	869	15890
2	AURANGABAD DIV.	171	19350	624	50784	656	24596
3	NASHIK DIV.	103	9946	540	37636	748	22441
4	NAGPUR DIV.	63	9970	440	19281	806	11784
5	PUNE DIV.	70	8979	119	15933	188	6715
6	KONKAN DIV.	1	362	77	3202	264	3020
<b>Total</b>		<b>592</b>	<b>77959</b>	<b>2511</b>	<b>157249</b>	<b>3531</b>	<b>84446</b>

PMAY-G 1st Ins Pending

SINDHUDURG	4
RAIGAD	14
THANE	73
RATNAGIRI	91
PALGHAR	180
GADCHIROLI	293
SANGLI	406
KOLHAPUR	546
SATARA	755
DHULE	940
NASHIK	1070
PARBHANI	1117
NANDURBAR	1301
GONDIA	1363
WARDHA	1544
NAGPUR	1854
JALNA	1875
HINGOLI	1933
PUNE	1954
CHANDRAPUR	1990
LATUR	2234
AURANGABAD	2658
WASHIM	2882
BHANDARA	2926
AHMEDNAGAR	2989
OSMANABAD	3078
BEED	3211
NANDED	3244
YAVATMAL	3641
JALGAON	3646
AKOLA	3817
SOLAPUR	5318
BULDHANA	7835
AMRAVATI	11177

PMAY-G 2nd Ins Pending

SINDHUDURG	211
RATNAGIRI	375
RAIGAD	497
THANE	551
SATARA	1047
WARDHA	1192
PALGHAR	1568
OSMANABAD	1844
PUNE	2269
KOLHAPUR	2408
GADCHIROLI	2460
NAGPUR	2855
HINGOLI	3061
WASHIM	3072
AHMEDNAGAR	3532
GONDIA	3692
SANGLI	3850
LATUR	4158
CHANDRAPUR	4220
JALNA	4342
AKOLA	4733
BHANDARA	4862
AURANGABAD	5472
PARBHANI	5589
NASHIK	5790
BULDHANA	5956
SOLAPUR	6359
DHULE	6649
BEED	7995
AMRAVATI	8260
YAVATMAL	8392
NANDURBAR	9229
JALGAON	12436
NANDED	18323

PMAY-G 3rd Ins Pending

SINDHUDURG	231
RATNAGIRI	366
RAIGAD	369
THANE	516
WARDHA	834
SATARA	902
KOLHAPUR	976
PUNE	1060
NAGPUR	1341
SANGLI	1471
HINGOLI	1488
PALGHAR	1538
LATUR	1896
GADCHIROLI	2065
BHANDARA	2093
AKOLA	2171
WASHIM	2215
SOLAPUR	2306
AURANGABAD	2426
CHANDRAPUR	2550
AHMEDNAGAR	2731
GONDIA	2901
PARBHANI	2925
OSMANABAD	2926
JALNA	2990
BULDHANA	3020
AMRAVATI	3245
BEED	3712
DHULE	3820
NASHIK	3827
JALGAON	4187
YAVATMAL	5239
NANDED	6233
NANDURBAR	7876

प्रधानमंत्री आवास योजना ग्रामीण - हप्ते वितरण

Sr. No.	District	1st Installment (Daily Achievement)	1st Installment Remaining	2nd Installment (Daily Achievement)	2nd Installment Remaining	3rd Installment (Daily Achievement)	3rd Installment Remaining
1	AMRAVATI	39	11177	223	8260	317	3245
2	NANDED	66	3244	201	18323	194	6233
3	YAVATMAL	47	3641	183	8392	195	5239
4	BHANDARA	8	2926	139	4862	239	2093
5	NANDURBAR	7	1301	113	9229	231	7876
6	JALGAON	77	3646	132	12436	139	4187
7	GONDIA	16	1363	113	3692	217	2901
8	WASHIM	58	2882	97	3072	121	2215
9	NASHIK	6	1070	111	5790	157	3827
10	BULDHANA	10	7835	118	5956	138	3020
11	AKOLA	30	3817	90	4733	98	2171
12	DHULE	8	940	114	6649	90	3820
13	AHMEDNAGAR	5	2989	70	3532	131	2731
14	GADCHIROLI	5	293	46	2460	153	2065
15	BEED	23	3211	98	7995	82	3712
16	PALGHAR	0	180	45	1568	155	1538
17	AURANGABAD	17	2658	81	5472	100	2426
18	CHANDRAPUR	22	1990	75	4220	90	2550
19	PARBHANI	6	1117	87	5589	84	2925
20	LATUR	20	2234	67	4158	65	1896
21	SOLAPUR	49	5318	32	6359	47	2306
22	HINGOLI	23	1933	51	3061	45	1488
23	WARDHA	6	1544	32	1192	57	834
24	NAGPUR	6	1854	35	2855	50	1341
25	SATARA	2	755	28	1047	60	902
26	PUNE	13	1954	27	2269	41	1060
27	OSMANABAD	13	3078	21	1844	42	2926
28	JALNA	3	1875	18	4342	44	2990
29	THANE	1	73	16	551	36	516
30	RATNAGIRI	-1	91	12	375	39	366
31	KOLHAPUR	3	546	18	2408	29	976
32	SINDHUDURG	0	4	2	211	31	231
33	SANGLI	3	406	14	3850	11	1471
34	RAIGAD	0	14	2	497	3	369
	<b>Total</b>	<b>592</b>	<b>77959</b>	<b>2511</b>	<b>157249</b>	<b>3531</b>	<b>84446</b>

## राज्यपुरस्कृत आवास योजना ग्रामीण - हप्ते वितरण

Sr. No.	Division	1st Installment (Daily Achivement)	1st Installment Remaining	2nd Installment (Daily Achivement)	2nd Installment Remaining	3rd Installment (Daily Achivement)	3rd Installment Remaining
1	<b>AURANGABAD DIV.</b>	328	15935	460	29990	402	13441
2	<b>AMRAVATI DIV.</b>	117	3143	263	12327	323	6477
3	<b>NAGPUR DIV.</b>	335	6243	112	11174	113	4078
4	<b>NASHIK DIV.</b>	150	3482	84	9280	114	5357
5	<b>PUNE DIV.</b>	49	1900	61	4349	87	2219
6	<b>KONKAN DIV.</b>	2	1028	41	2696	87	1617
<b>Total</b>		<b>981</b>	<b>31731</b>	<b>1021</b>	<b>69816</b>	<b>1126</b>	<b>33189</b>

### State Schemes 1st Ins Pending

SINDHUDURG	13
RATNAGIRI	56
SATARA	78
NANDURBAR	79
THANE	91
SANGLI	174
DHULE	216
NASHIK	233
PUNE	243
WARDHA	323
RAIGAD	363
AKOLA	363
WASHIM	368
GADCHIROLI	418
NAGPUR	462
BHANDARA	468
PALGHAR	505
BULDHANA	547
AMRAVATI	567
PARBHANI	657
SOLAPUR	668
KOLHAPUR	737
GONDIA	959
JALNA	1074
LATUR	1110
YAVATMAL	1298
JALGAON	1381
AHMEDNAGAR	1573
OSMANABAD	1592
HINGOLI	2390
BEED	2483
AURANGABAD	3061
NANDED	3568
CHANDRAPUR	3613

### State Schemes 2nd Ins Pending

SINDHUDURG	58
RATNAGIRI	130
THANE	393
SATARA	394
RAIGAD	567
SANGLI	764
KOLHAPUR	863
PUNE	889
NANDURBAR	900
WARDHA	1023
NAGPUR	1076
BHANDARA	1148
GONDIA	1263
SOLAPUR	1439
GADCHIROLI	1487
PALGHAR	1548
WASHIM	1592
NASHIK	1631
BULDHANA	1960
JALGAON	2160
AHMEDNAGAR	2205
DHULE	2384
PARBHANI	2512
AMRAVATI	2560
AKOLA	2622
JALNA	3079
OSMANABAD	3283
AURANGABAD	3517
YAVATMAL	3593
LATUR	3677
HINGOLI	3853
NANDED	4840
CHANDRAPUR	5177
BEED	5229

### State Schemes 3rd Ins Pending

SINDHUDURG	37
RATNAGIRI	110
THANE	227
SATARA	254
KOLHAPUR	325
NAGPUR	333
SANGLI	371
BHANDARA	384
WARDHA	430
RAIGAD	499
GONDIA	560
PUNE	601
SOLAPUR	668
PALGHAR	744
WASHIM	815
NASHIK	846
PARBHANI	946
NANDURBAR	985
AMRAVATI	1033
DHULE	1058
HINGOLI	1097
CHANDRAPUR	1126
AKOLA	1187
AHMEDNAGAR	1226
JALGAON	1242
GADCHIROLI	1245
OSMANABAD	1337
NANDED	1388
BULDHANA	1456
AURANGABAD	1644
LATUR	1886
YAVATMAL	1986
JALNA	2397
BEED	2746

राज्यपुरस्कृत आवास योजना ग्रामीण -हप्ते वितरण

Sr. No.	District	1st Installment (Daily Achivement)	1st Installment Remaining	2nd Installment (Daily Achivement)	2nd Installment Remaining	3rd Installment (Daily Achivement)	3rd Installment Remaining
1	CHANDRAPUR	291	3613	33	5177	28	1126
2	JALNA	25	1074	100	3079	119	2397
3	YAVATMAL	71	1298	75	3593	97	1986
4	HINGOLI	69	2390	104	3853	54	1097
5	JALGAON	116	1381	31	2160	64	1242
6	AURANGABAD	69	3061	60	3517	68	1644
7	AKOLA	20	363	87	2622	65	1187
8	AMRAVATI	6	567	62	2560	93	1033
9	LATUR	13	1110	63	3677	78	1886
10	BEED	34	2483	65	5229	39	2746
11	PARBHANI	80	657	38	2512	20	946
12	GADCHIROLI	23	418	26	1487	31	1245
13	SOLAPUR	38	668	15	1439	13	668
14	BULDHANA	2	547	17	1960	46	1456
15	WASHIM	18	368	22	1592	22	815
16	NANDED	29	3568	12	4840	12	1388
17	PALGHAR	1	505	17	1548	35	744
18	GONDIA	11	959	19	1263	22	560
19	AHMEDNAGAR	19	1573	15	2205	13	1226
20	NASHIK	11	233	21	1631	12	846
21	KOLHAPUR	7	737	9	863	26	325
22	RAIGAD	-1	363	14	567	27	499
23	OSMANABAD	9	1592	18	3283	12	1337
24	NAGPUR	8	462	15	1076	11	333
25	PUNE	2	243	15	889	13	601
26	SATARA	2	78	8	394	20	254
27	SANGLI	0	174	14	764	15	371
28	WARDHA	2	323	10	1023	14	430
29	NANDURBAR	4	79	8	900	13	985
30	THANE	0	91	5	393	20	227
31	DHULE	0	216	9	2384	12	1058
32	BHANDARA	0	468	9	1148	7	384
33	RATNAGIRI	1	56	5	130	5	110
34	SINDHUDURG	0	13	0	58	0	37
	<b>Total</b>	<b>981</b>	<b>31731</b>	<b>1021</b>	<b>69816</b>	<b>1126</b>	<b>33189</b>

## प्रधानमंत्री आवास योजना ग्रामीण - Delayed Houses

■ पहिला हप्ता मिळाल्यानंतर १२ महिने उलटूनही अपूर्ण घरकुले
 ■ पहिला हप्ता मिळाल्यानंतर १८ महिने उलटूनही अपूर्ण घरकुले
 ■ पहिला हप्ता मिळाल्यानंतर १० दिवसानंतरही दुसरा हप्ता न मिळालेले घरकुले

■ दुसरा हप्ता मिळाल्यानंतर १० दिवसानंतरही तिसरा हप्ता न मिळालेले घरकुले
 ■ तिसरा हप्ता मिळाल्यानंतर १० दिवसानंतरही अपूर्ण घरांची संख्या

जिल्हा	पहिला हप्ता मिळाल्यानंतर १२ महिने उलटूनही अपूर्ण घरकुले	पहिला हप्ता मिळाल्यानंतर १८ महिने उलटूनही अपूर्ण घरकुले	पहिला हप्ता मिळाल्यानंतर १० दिवसानंतरही दुसरा हप्ता न मिळालेले घरकुले	दुसरा हप्ता मिळाल्यानंतर १० दिवसानंतरही तिसरा हप्ता न मिळालेले घरकुले	तिसरा हप्ता मिळाल्यानंतर १० दिवसानंतरही अपूर्ण घरांची संख्या
AHMEDNAGAR	2689	1679	3154	1684	40
AKOLA	4232	3381	3450	862	554
AMRAVATI	7594	5373	6910	1502	1028
AURANGABAD	2867	2217	4836	1127	491
BEED	2693	1798	6795	1718	436
BHANDARA	7287	4997	4468	804	2298
BULDHANA	3169	2115	4281	916	742
CHANDRAPUR	3523	1939	3459	800	311
DHULE	8122	4022	5737	2337	1569
GADCHIROLI	4266	2372	2202	1181	941
GONDIA	1768	1636	3048	1028	128
HINGOLI	1471	650	2645	513	99
JALGAON	9085	6479	11066	2182	650
JALNA	1747	1065	3399	927	340
KOLHAPUR	2078	709	2292	306	87
LATUR	858	698	2874	499	41
NAGPUR	3453	2278	2534	440	582
NANDED	10879	8964	14800	2119	385
NANDURBAR	13865	9876	7591	4852	5278
NASHIK	8038	3528	4861	2111	1547
OSMANABAD	1409	576	1221	447	5
PALGHAR	1283	626	1265	737	602
PARBHANI	1064	719	4752	694	126
PUNE	2516	1690	1941	550	476
RAIGAD	782	236	468	252	167
RATNAGIRI	272	39	334	149	79
SANGLI	3252	2231	3432	628	172
SATARA	744	353	834	266	176
SINDHUDURG	157	78	197	71	35
SOLAPUR	5168	4518	5134	1241	543
THANE	919	187	505	192	336
WARDHA	1218	766	922	221	214
WASHIM	1342	794	2444	465	51
YAVATMAL	6969	4224	7109	1967	1715